

Smoky Eye Tutorial



[Video Tutorial](#)

Skills Canada Alberta is a provincial non-profit organization that actively promotes careers in skilled trades and technologies to Alberta youth. We do this through unique hands on programming, which includes in-the classroom resources and the Provincial Skills Canada Competition.



What's Included

- Eye Makeup Remover
- Eyeshadow Primer
- Eyeshadow Pallet
- Brush sets
- Mascara
- Mascara Wands
- Eye Lashes
- Eye Lash Glue
- Gel Liner

What You Will Need

- Mirror or a partner

Tag us in your projects! **#ABisSkilled**

Let's Get to Work!

Did you rock these skills? Talk to your teacher to learn more about how you can showcase your skills at Skills Canada Alberta, alongside other students from across the Province!




Apply the eyeshadow primer. Then starting at the outer corner of the eye, apply the eyeshadow.




Apply the darker shadow into the transition colour. Apply the shimmer tone last.




Apply eyeshadow to under the eye.



Working off of a spatula, apply the gel liner.



Add eyelashes. Be sure to trim them to fit your eyes!



Apply mascara to complete the look!

SKILLED TRADE: AESTHETICS