



## CONSTRUCTION

PCL is a group of construction companies that is 100 percent owned by employee shareholders across Canada, the United States, and Australia, headquartered in Edmonton, Alberta.

# Copper Tube Photo Frame



Video Tutorial



## What's Included

- 50 ft 1/4" Copper Tubing
- 2 Bending Templates
- 2 Lever Benders
- 2 Pipe Cutters
- 1 Instant Camera
- 20 Films
- 1 Example Photo Frame

## What You Will Need

- Tape Measure
- Marker Pen
- Clamp

Tag us in your projects! **#ABisSkilled**



@skillsalberta



Skills Canada Alberta



@skillsalberta




Skills\_Alberta

# Let's Get to Work!


Did you rock these skills? Talk to your teacher to learn more about how you can showcase your skills at Skills Canada Alberta, alongside other students from across the Province!




Measure out the copper tube to 24"




Cut the tube using the tube cutters, being careful not to squash the tube



Shape the copper tube using the metal template



Bend the tube legs using the lever benders



Take a photo and add it to your photo frame



And finally, don't forget to share your creations with us on social media!

**SKILLED TRADE: REFRIGERATION**